



More information on the website
radwag.com/en/info,w1,U5F

WLC 12/F1/K Precision Balance, WLC 6/F1/K Precision Balance



WLC 12/F1/K Precision Balance
WLC 6/F1/K Precision Balance

The drawings, photos and graphics used are for illustrative purposes only.

Functions



Plus/Minus Control



Percent Weighing



Totalizing



Parts counting



Internal battery



Peak hold



Newton unit
measurement

Datasheet

	WLC 6/F1/K Precision Balance	WLC 12/F1/K Precision Balance
Metrological parameters		
Maximum capacity [Max]	6 kg	12 kg
Minimum load	5 g	—
Readability [d]	0,1 g	0,2 g
Verification unit [e]	1 g	-
Tare range	-6 kg	-12 kg
Repeatability	0,1 g	0,2 g
Linearity	±0,2 g	±0,6 g
Stabilization time	3 s	3 s
Adjustment		external
OIML Class	II	—
Physical parameters		
Leveling system	manual	manual
Display	LCD (backlit)	LCD (backlit)
Weighing pan dimensions	300×300 mm	300×300 mm
Packaging dimensions	570×390×170 mm	570×390×170 mm
Net weight	5,2 kg	4,73 kg
Gross weight	5,5 kg	5,5 kg
Construction		
Protection class	IP 43	IP 43
Communication interface		
Communication interface	RS232	RS232
Electrical parameters		
Power supply	Adapter: 100 – 240V AC 50/60Hz 0,6A; 12V DC 1,2A Balance: 10 – 15VDC 0,6A max	Adapter: 100 – 240V AC 50/60Hz 0,6A; 12V DC 1,2A Balance: 10 – 15VDC 0,6A max
Operation time on batteries	10 h (average time)	10 h (average time)
Environmental conditions		
Operating temperature	+15 ÷ +30 °C	+15 ÷ +30 °C

Repeatability is expressed as a standard deviation from 10 weighing cycles. Stabilization time depends on the ambient conditions and the dynamics of weighing pan loading; specified for FAST profile.



Extra payment for verification



Accessories

Antivibration Tables
Power Adapters
RS 232 cables (scale - printer)
Stands, wall mounting kits and mounting brackets
Cigarette lighter receptacle power supply cables
Displays
RS 232, RS 485 cables

RS 232 – Ethernet Converter
AP2-1 Current Loop Unit
RS 232, RS 485 cables
RS 232 – USB Converter
RS 232 cables (scale - printer)
RS 232 – RS 485 Converter
Receipt Printer

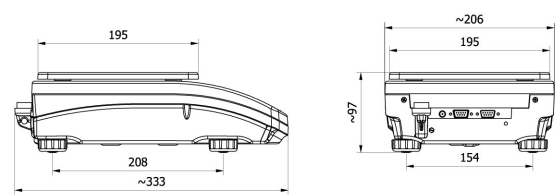
Software

RAD-KEY
R-LAB

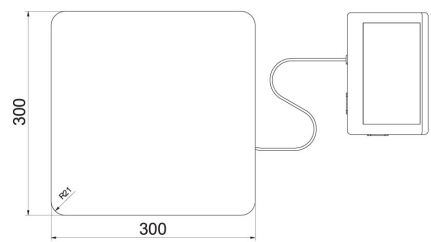
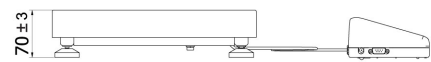
R Panel
Scales Editor 2.1

Device dimensions

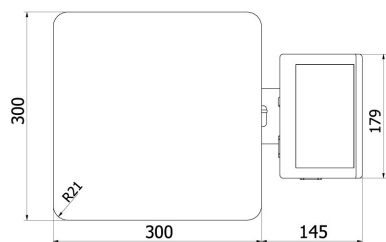
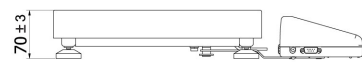
WLC 12/F1/K Precision Balance, WLC 6/F1/K Precision Balance



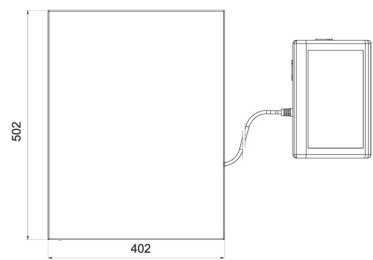
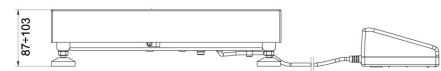
WLC A2



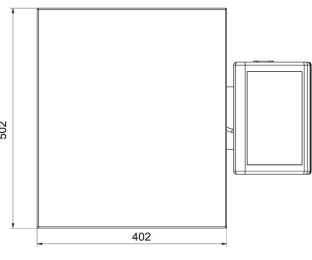
WLC F1/K



WLC F1/R



WLC C2/K



WLC C2/R