



More information on the website  
[radwag.com/en/info,w1,GC0](https://radwag.com/en/info,w1,GC0)

## WLC 60/120/C2/R Precision Balance



## WLC 60/120/C2/R Precision Balance

The drawings, photos and graphics used are for illustrative purposes only.

## Functions



Plus/Minus Control



Percent Weighing



Totalizing



Parts counting



Internal battery



Peak hold



Newton unit  
measurement

# Datasheet

	WLC 60/120/C2/R Precision Balance
<b>Metrological parameters</b>	
<b>Maximum capacity [Max]</b>	60/120 kg
<b>Minimum load</b>	50 g
<b>Readability [d]</b>	1/2 g
<b>Verification unit [e]</b>	10 g
<b>Tare range</b>	-120 kg
<b>Repeatability</b>	1 g
<b>Linearity</b>	±3 g
<b>Stabilization time</b>	3 s
<b>OIML Class</b>	II
<b>Physical parameters</b>	
<b>Leveling system</b>	manual
<b>Display</b>	LCD (backlit)
<b>Weighing pan dimensions</b>	400×500 mm
<b>Packaging dimensions</b>	720×620×210 mm
<b>Net weight</b>	12,5 kg
<b>Gross weight</b>	15 kg
<b>Construction</b>	
<b>Protection class</b>	IP 43
<b>Communication interface</b>	
<b>Communication interface</b>	RS232
<b>Electrical parameters</b>	
<b>Power supply</b>	Adapter: 100 – 240V AC 50/60Hz 0,6A; 12V DC 1,2A Balance: 10 – 15VDC 0,6A max
<b>Operation time on batteries</b>	10 h (average time)
<b>Environmental conditions</b>	
<b>Operating temperature</b>	+15 ÷ +30 °C

Repeatability is expressed as a standard deviation from 10 weighing cycles. Stabilization time depends on the ambient conditions and the dynamics of weighing pan loading; specified for FAST profile.



Extra payment for verification



## Accessories

Antivibration Tables  
Power Adapters  
RS 232 cables (scale - printer)  
Cigarette lighter receptacle power supply cables  
Displays  
RS 232, RS 485 cables  
RS 232 – Ethernet Converter

AP2-1 Current Loop Unit  
RS 232, RS 485 cables  
RS 232 – USB Converter  
RS 232 cables (scale - printer)  
RS 232 – RS 485 Converter  
Receipt Printer

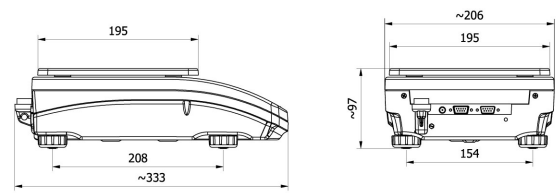
## Software

RAD-KEY  
R-LAB

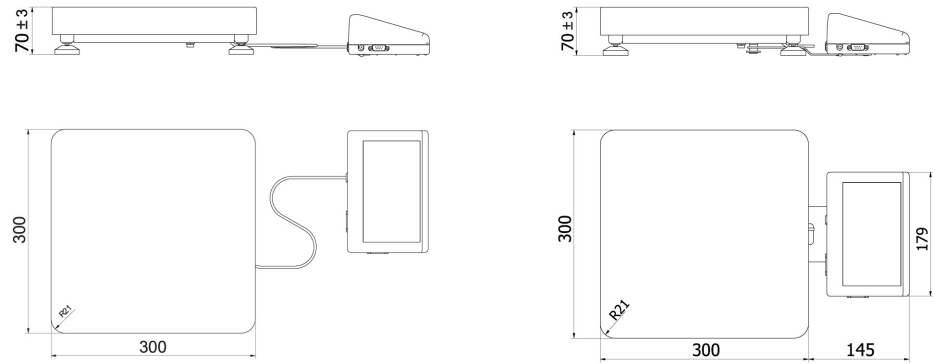
R Panel  
Scales Editor 2.1

# Device dimensions

## WLC 60/120/C2/R Precision Balance

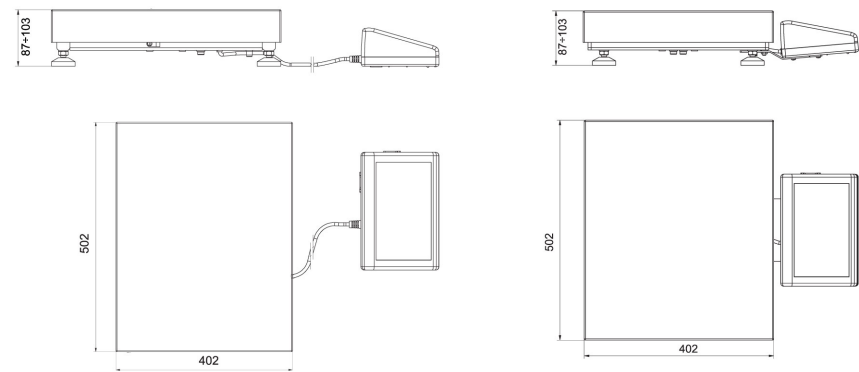


WLC A2



WLC F1/K

WLC F1/R



WLC C2/K

WLC C2/R