



More information on the website
radwag.com/en/info,w1,0TQ

WLC 12/F1/K Precision Balance



WLC 12/F1/K Precision Balance

The drawings, photos and graphics used are for illustrative purposes only.

Functions



Plus/Minus Control



Percent Weighing



Totalizing



Parts counting



Internal battery



Peak hold



Newton unit
measurement

Datasheet

	WLC 12/F1/K Precision Balance
Metrological parameters	
Maximum capacity [Max]	12 kg
Readability [d]	0,2 g
Verification unit [e]	-
Tare range	-12 kg
Repeatability	0,2 g
Linearity	±0,6 g
Stabilization time	3 s
Adjustment	external
Physical parameters	
Leveling system	manual
Display	LCD (backlit)
Weighing pan dimensions	300×300 mm
Packaging dimensions	570×390×170 mm
Net weight	4,73 kg
Gross weight	5,5 kg
Construction	
Protection class	IP 43
Communication interface	
Communication interface	RS232
Electrical parameters	
Power supply	Adapter: 100 – 240V AC 50/60Hz 0,6A; 12V DC 1,2A Balance: 10 – 15VDC 0,6A max
Operation time on batteries	10 h (average time)
Environmental conditions	

Operating temperature +15 ÷ +30 °C

Repeatability is expressed as a standard deviation from 10 weighing cycles. Stabilization time depends on the ambient conditions and the dynamics of weighing pan loading; specified for FAST profile.



Accessories

Antivibration Tables
Power Adapters
RS 232 cables (scale - printer)
Stands, wall mounting kits and mounting brackets
Cigarette lighter receptacle power supply cables
Displays
RS 232, RS 485 cables

RS 232 – Ethernet Converter
AP2-1 Current Loop Unit
RS 232, RS 485 cables
RS 232 – USB Converter
RS 232 cables (scale - printer)
RS 232 – RS 485 Converter
Receipt Printer

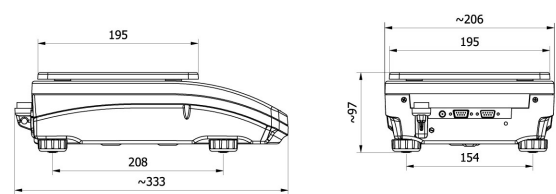
Software

RAD-KEY
R-LAB

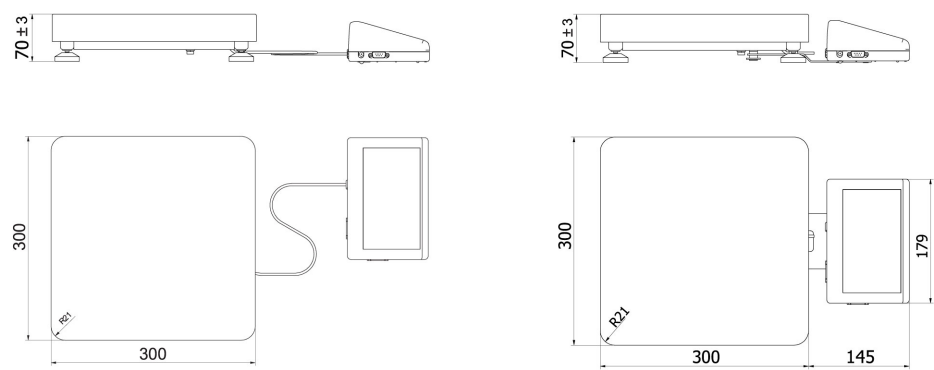
R Panel
Scales Editor 2.1

Device dimensions

WLC 12/F1/K Precision Balance

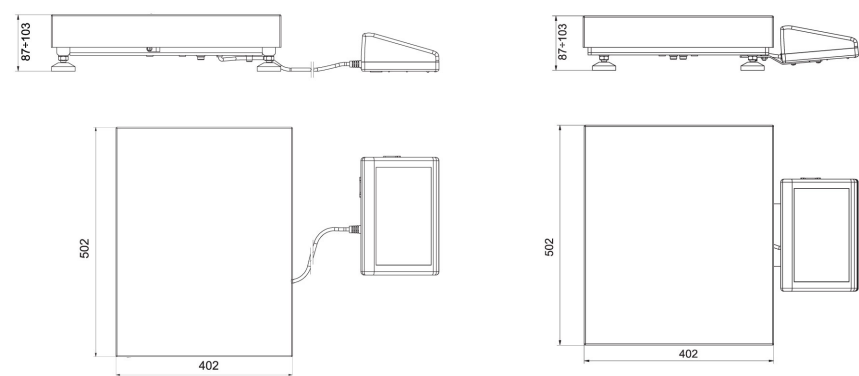


WLC A2



WLC F1/K

WLC F1/R



WLC C2/K

WLC C2/R