



More information on the website  
[radwag.com/en/info,w1,FPO](https://radwag.com/en/info,w1,FPO)

## WLC 120/C2/R Precision Balance



## WLC 120/C2/R Precision Balance

The drawings, photos and graphics used are for illustrative purposes only.

## Functions



Plus/Minus Control



Percent Weighing



Totalizing



Parts counting



Internal battery



Peak hold



Newton unit  
measurement

# Datasheet

	WLC 120/C2/R Precision Balance
Metrological parameters	
Maximum capacity [Max]	120 kg
Readability [d]	2 g
Verification unit [e]	-
Tare range	-120 kg
Repeatability	2 g
Linearity	±6 g
Stabilization time	3 s
Adjustment	external
Physical parameters	
Leveling system	manual
Display	LCD (backlit)
Weighing pan dimensions	400×500 mm
Packaging dimensions	720×620×210 mm
Net weight	12,5 kg
Gross weight	13,5 kg
Construction	
Protection class	IP 43
Communication interface	
Communication interface	RS232
Electrical parameters	
Power supply	Adapter: 100 – 240V AC 50/60Hz 0,6A; 12V DC 1,2A Balance: 10 – 15VDC 0,6A max
Operation time on batteries	10 h (average time)
Environmental conditions	

**Operating temperature** +15 ÷ +30 °C

Repeatability is expressed as a standard deviation from 10 weighing cycles. Stabilization time depends on the ambient conditions and the dynamics of weighing pan loading; specified for FAST profile.



## Accessories

Antivibration Tables  
Power Adapters  
RS 232 cables (scale - printer)  
Cigarette lighter receptacle power supply cables  
Displays  
RS 232, RS 485 cables  
RS 232 – Ethernet Converter

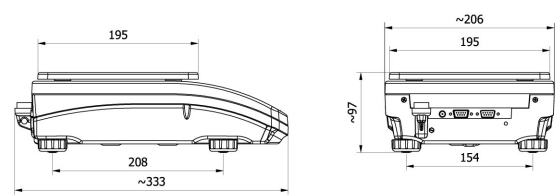
AP2-1 Current Loop Unit  
RS 232, RS 485 cables  
RS 232 – USB Converter  
RS 232 cables (scale - printer)  
RS 232 – RS 485 Converter  
Receipt Printer

## Software

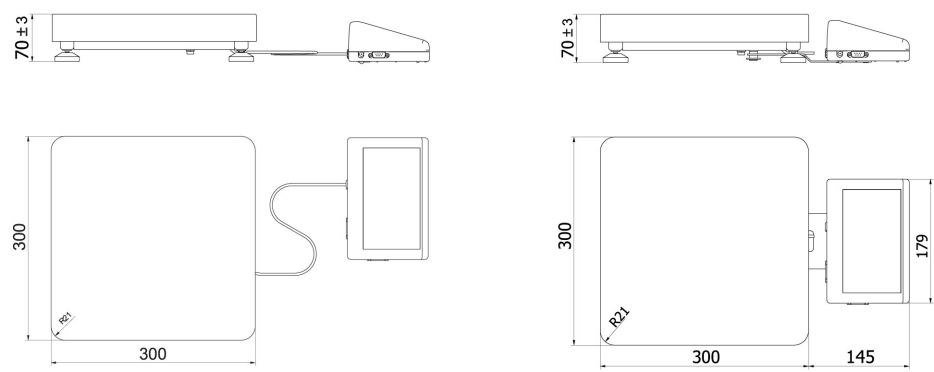
RAD-KEY  
R-LAB

R Panel  
Scales Editor 2.1

## Device dimensions

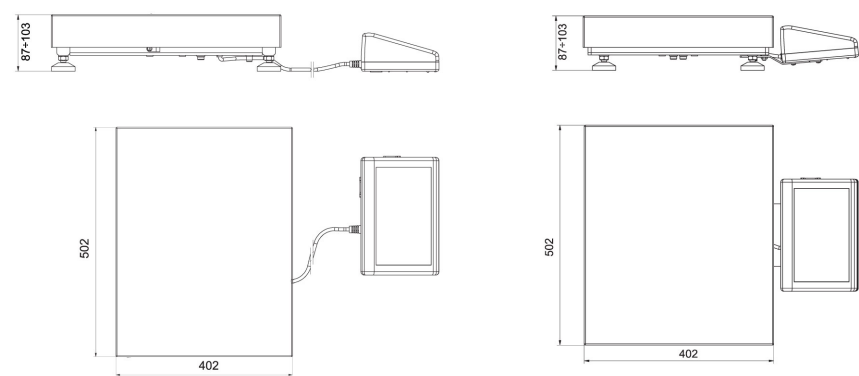


WLC A2



WLC F1/K

WLC F1/R



WLC C2/K

WLC C2/R